

Standard equipment

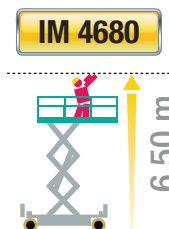
- Electric traction on the front wheels
- Negative electromagnetic parking brakes with electric disengagement
- 90° wheel steering
- Manual deck extension 1.0 m
- Manual emergency lowering
- Non-return valve on lifting cylinders
- Traction batteries 24V-185Ah (c5)
- Battery charger with automatic cut-off
- All movement alarm, horn, hour meter
- Inclinometer with motion cut-out and alarm
- Mechanical release for emergency hauling
- Solid rubber non-marking tires
- Electric scissor protection
- Pot Hole protection
- Battery level control with low voltage protection
- Foldable guardrails
- Overload sensor
- CE - EN 280
- Prearranged cable for 230V outlet on platform
- Flashin beacon
- Proportional controls with diagnostics

Optionals

- Kit 230 V outlet on platform (socket, plug and differential switch)
- Kit additional flashing beacon
- Compressed air line on platform
- Gel battery IM 80 series

Benefits

- ✓ Electric traction: lower energy consumption, longer autonomy, more traction
- ✓ All components are well protected into the chassis compartments and are easily accessible.
- ✓ IM 7380 is the most compact and lightweight scissors on the market for working at 9.2 m with unrestricted performances.
- ✓ **IM 5980 EX is CE approved for outdoor use**
- ✓ **IM 4680 has a weight of 1000 kg only** and a stowed height less than 2 m
- ✓ Traction allowed at max. height and with full rated load
- ✓ Excellent drive speed and gradeability
- ✓ Maximum load capacity and maximum number of people are totally authorized on the extension of the platform.
- ✓ Considerable rigidity of the chassis and lifting structure



Sturdy, simple and intuitive control box on platform



Battery compartment




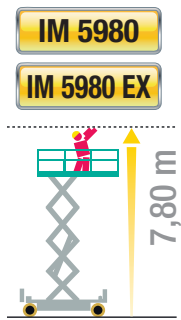
Manual deck extension 1 m



Foldable guardrails



90° wheel steering



		INDOOR USE	INDOOR USE	INDOOR AND OUTDOOR USE	INDOOR USE
		IM 4680	IM 5980	IM 5980 EX	IM 7380
Number of scissors		3	4	4	5
A (platform height)	m	4.5	5.8	5.8	7.2
B (working height)	m	6.5	7.8	7.8	9.2
C (ground clearance: pot hole up/down)	mm	90 / 22	90 / 22	90 / 22	90 / 22
D (stowed height)	m	1.99	2.10	2.10	2.20
E (min. platform height)	m	0.87	0.97	0.97	1.08
F (height with folded guards)	m	1.6	1.7	1.7	1.8
Capacity	kg	230	230	230	200
Capacity on deck extension	kg	230	230	230	200
Allowed operators	n°	2	2	2 / 1	2
Traction motors	V/kW		24 / 2.4		
Powerpack	V/kW		24 / 2.1		
Batteries	V/Ah		24 / 185 (C5)		
Battery weight	kg		4 x 28		
Battery charger	V/A		24 / 20		
Oil tank capacity	l		7		
Max driving speed	km/h		4		
Safety speed	km/h		0.6		
Gradeability	%		25		
Internal turning radius	m		0		
External turning radius	m		1.7		
Tires dimensions	mm		325 x 100		
Tires type			cushion		
Allowed max. inclination	degrees		1.5 / 2.5		
Weight	kg	1000	1290	1500	1700

