

DIESEL-ELECTRIC SCISSOR LIFTS

Series IM 180

INDOOR AND OUTDOOR USE

STANDARD EQUIPMENT

- Front driving and steering wheels
- Hydraulic transmission 2WD
- Negative parking brakes
- Mechanical wheel drive disengagement for emergency hauling
- Manual emergency lowering device
- Proportional controls
- Diagnostic system
- Hour meter
- Cylinder's holding valves
- Manual deck extension 1.5 m
- Inclinator with motion cut out and alarms
- Overload sensor
- Audible motion alarm
- Electric scissor protection
- Rough terrain tyres extra grip 720x245 mm
- Removable control box
- Fold down railings
- Flashing beacon
- 220 V cable with plug socket and safety cut-out

DIESEL EQUIPMENT

- Water cooled Diesel engine
- Start-up battery 12V 80Ah
- Start-up battery alternator
- Black rough terrain tyres extra grip 720x245 mm

ELECTRIC EQUIPMENT

- Power pack 48 V - 7.2 kW
- Traction Battery 48V 400Ah
- Battery charger with automatic switch off
- Battery control system with low voltage cut-out protection
- Battery cut-out handle
- Rough terrain tyres extra grip non-marking 720x245 mm

DIESEL - ELECTRIC EQUIPMENT

- Water cooled Diesel engine
- Start-up battery 12V 80Ah
- Start-up battery alternator
- Power pack 48 V - 7.2 kW
- Traction Battery 48V 400Ah
- Battery charger with automatic switch off
- Battery control system with low voltage cut-out protection
- Battery cut-out handle
- Rough terrain tyres extra grip non-marking 720x245 mm

CUSTOMIZATION OPTIONS

(available on order)


- Hydraulic transmission 4WD
- Oscillating front axle
- Automatic hydraulic levelling outriggers

OPTIONALS


- Non marking tyres (IM 11180 D - IM 13180 D)
- Black tyres (IM 11180 E/DE - IM 13180 E/DE)
- Battery kit 525 Ah (IM 11180 E - IM 13180 E)



IM 11180



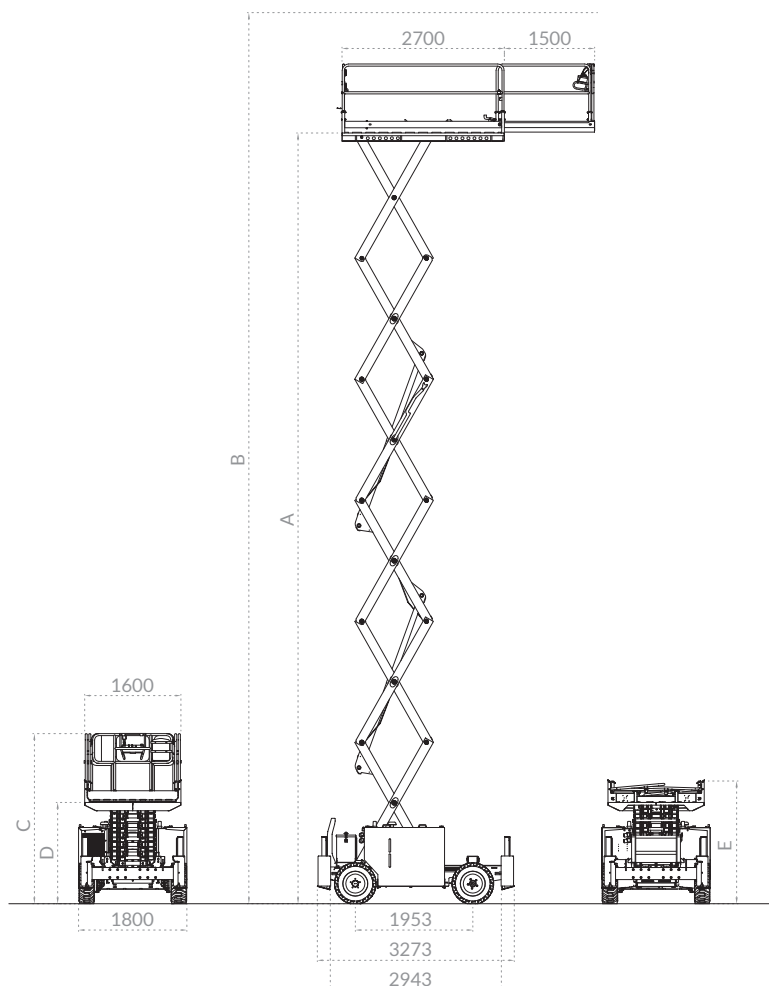
IM 13180



Simple and intuitive control box that can be removed from the basket for loading / unloading the machine



Manual deck extension of 1.5 m for a total length of 4.2 m



		IM 11180 E	IM 11180 D	IM 11180 DE	IM 13180 E	IM 13180 D	IM 13180 DE
Number of scissors		5	5	5	6	6	6
A	mm	10800	10800	10800	12800	12800	12800
B	mm	12800	12800	12800	14800	14800	14800
C	mm	2687	2687	2687	2944	2944	2944
D	mm	1541	1541	1541	1698	1698	1698
E	mm	1899	1899	1899	2056	2056	2056
Min. height from chassis to ground	mm	300	300	300	300	300	300
Capacity (stabilized)	kg	500 (600)	500 (600)	500 (600)	400 (500)	400 (500)	400 (500)
Authorized persons	nr.	4	4	4	4*	4*	4*
Diesel engine	kW	-	18.8	18.8	-	18.8	18.8
Electric motor	kW	7.2	-	7.2	7.2	-	7.2
Start-up battery capacity	V/Ah	-	12/80	12/80	-	12/80	12/80
Traction battery capacity with standard equipment	V/Ah	48/400	-	48/400	48/400	-	48/400
Max. traction battery capacity (optional)	V/Ah	48/525	-	-	48/525	-	-
Battery charger	V/A	48/30	-	48/30	48/30	-	48/30
Oil tank capacity	l	56	56	56	56	56	56
Max. traction speed	km/h	4	5.5	D: 5.5 / E: 4	4	5.5	D: 5.5 / E: 4
Traction speed (security)	km/h	0.6	0.6	0.6	0.6	0.6	0.6
Gradeability	%	2WD: 25% 4WD: 35%	2WD: 25% 4WD: 35%	2WD: 25% 4WD: 35%	2WD: 25% 4WD: 35%	2WD: 25% 4WD: 35%	2WD: 25% 4WD: 35%
Internal steering radius	m	1.94	1.94	1.94	1.94	1.94	1.94
External steering radius (without stabilizers)	m	4.83 (4.52)	4.83 (4.52)	4.83 (4.52)	4.83 (4.52)	4.83 (4.52)	4.83 (4.52)
Tyre dimensions	mm	720x245	720x245	720x245	720x245	720x245	720x245
Max. side/longitudinal tilt angle	degrees	2.0 / 2.5	2.0 / 2.5	2.0 / 2.5	2.0 / 2.5	2.0 / 2.5	2.0 / 2.5
Total weight (without stabilizers)	kg	4500 (4300)	4250 (4200)	4700 (4400)	4750 (4700)	4700 (4700)	4900 (4800)

* 2 people for outdoor use with non-stabilized platform